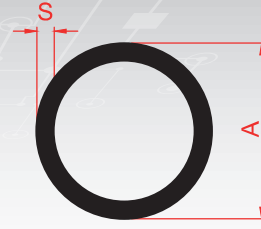
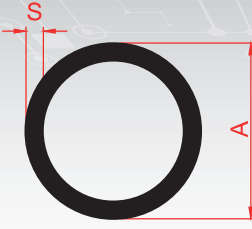


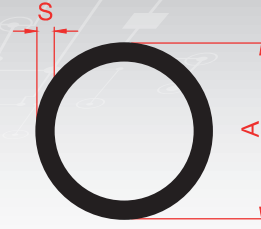
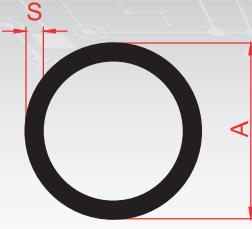
Profil No	A (mm)	S (mm)	Ağırlık Kg/m
30-1000	Ø 7	1	0.052 Kg/m
40-1701	Ø 7.2	1.1	0.057 Kg/m
30-1397	Ø 8	1	0.060 Kg/m
30-1215	Ø 9	1	0.071 Kg/m
30-1365	Ø 10	1	0.076 Kg/m
40-7664	Ø 10	1.5	0.108 Kg/m
40-5286	Ø 10	2	0.136 Kg/m
50-7423	Ø 10	2.5	0.159 Kg/m
30-1358	Ø 11	1	0.087 Kg/m
10-1451	Ø 11	3.5	0.223 Kg/m
40-1677	Ø 11.5	1.65	0.138 Kg/m
30-1371	Ø 12	0.9	0.098 Kg/m
30-1009	Ø 12	0.95	0.090 Kg/m
30-2123	Ø 12	1	0.094 Kg/m
30-2364	Ø 12	1.05	0.101 Kg/m
50-4325	Ø 12	1.5	0.134 Kg/m
10-3871	Ø 12	2	0.170 Kg/m
40-4229	Ø 12	3	0.229 Kg/m
20-1261	Ø 12	3.5	0.255 Kg/m
30-2133	Ø 12.1	1.85	0.090 Kg/m
50-6570	Ø 12.16	2.08	0.178 Kg/m
10-1450	Ø 12.5	1.2	0.115 Kg/m
30-2125	Ø 12.5	1.75	0.163 Kg/m
10-1285	Ø 12.7	1.2	0.117 Kg/m
30-1008	Ø 13	1	0.103 Kg/m
10-2875	Ø 13	1.2	0.120 Kg/m
30-3051	Ø 13	1.5	0.147 Kg/m
10-1452	Ø 13	3	0.254 Kg/m
10-1453	Ø 13.4	1.2	0.124 Kg/m
30-1522	Ø 13.8	1	0.106 Kg/m
30-1800	Ø 13.8	1.9	0.196 Kg/m
40-4354	Ø 13.8	3.4	0.301 Kg/m
30-1954	Ø 14	2	0.206 Kg/m

Profil No	A (mm)	S (mm)	Ağırlık Kg/m
20-1245	Ø 14	3	0.285 Kg/m
40-9660	Ø 14.1	4.3	0.358 Kg/m
10-1454	Ø 14.05	2	0.160 Kg/m
10-4908	Ø 14.9	1	0.168 Kg/m
30-4182	Ø 15	1	0.120 Kg/m
50-6571	Ø 15	1.4	0.164 Kg/m
10-1236	Ø 15	1	0.164 Kg/m
30-1637	Ø 15	3	0.309 Kg/m
30-2749	Ø 15.32	2	0.244 Kg/m
40-9535	Ø 15.5	1.5	0.178 Kg/m
10-4713	Ø 15.5	1.75	0.204 Kg/m
50-10977	Ø 15.5	1.8	0.209 Kg/m
40-3518	Ø 15.5	2.25	0.253 Kg/m
50-6412	Ø 15.7	2	0.257 Kg/m
40-6176	Ø 15.7	4.85	0.448 Kg/m
40-6593	Ø 15.75	1.2	0.148 Kg/m
40-3279	Ø 15.8	1	0.126 Kg/m
20-1293	Ø 15.8	1	0.165 Kg/m
20-1296	Ø 15.8	1.5	0.190 Kg/m
20-3325	Ø 15.8	1.90	0.230 Kg/m
40-5117	Ø 15.8	2	0.234 Kg/m
20-10785	Ø 15.8	3	0.330 Kg/m
20-1266	Ø 15.8	4.90	0.460 Kg/m
40-4186	Ø 15.8	5.5	0.481 Kg/m
40-7787	Ø 15.9	2	0.183 Kg/m
10-1138	Ø 16	1	0.127 Kg/m
30-3363	Ø 16	1.2	0.149 Kg/m
10-2305	Ø 16	1	0.162 Kg/m
10-1078	Ø 16	1.5	0.184 Kg/m
10-1456	Ø 16	2	0.217 Kg/m
10-1129	Ø 16	1.9	0.230 Kg/m
10-1457	Ø 16	2	0.238 Kg/m
10-1458	Ø 16	3	0.286 Kg/m




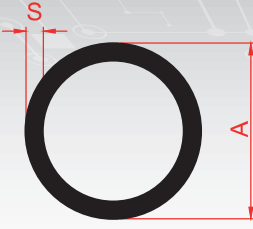
Profil No	A (mm)	S (mm)	Ağırlık Kg/m
30-1356	Ø 16	3	0.334 Kg/m
10-2278	Ø 16	3.5	0.371 Kg/m
50-4515	Ø 16	4	0.407 Kg/m
40-3048	Ø 16	4.5	0.440 Kg/m
40-4313	Ø 16	5	0.468 Kg/m
10-1459	Ø 16	5.5	0.490 Kg/m
40-10891	Ø 16.2	1.2	0.153 Kg/m
10-2177	Ø 17	1	0.136 Kg/m
30-1207	Ø 17	1.3	0.196 Kg/m
30-1533	Ø 17.9	0.85	0.495 Kg/m
40-7527	Ø 17	3	0.357 Kg/m
50-5752	Ø 18	2	0.271 Kg/m
40-9983	Ø 18	3	0.383 Kg/m
30-1533-a	Ø 18.1	0.9	0.495 Kg/m
50-5063	Ø 18.2	1	0.146 Kg/m
20-1235	Ø 18.4	1.8	0.255 Kg/m
30-1626	Ø 18.5	1	0.150 Kg/m
30-1666	Ø 18.5	2.5	0.339 Kg/m
40-5501	Ø 18.8	1.2	0.179 Kg/m
10-1079	Ø 19	1	0.153 Kg/m
10-1460	Ø 19	1.2	0.181 Kg/m
20-1280	Ø 19	1.25	0.195 Kg/m
50-5691	Ø 19	1.3	0.195 Kg/m
30-2140	Ø 19	1.4	0.211 Kg/m
20-1102	Ø 19	1.5	0.230 Kg/m
20-1103	Ø 19	2	0.300 Kg/m
40-3517	Ø 19	2.5	0.351 Kg/m
50-4680	Ø 19.1	1.5	0.223 Kg/m
40-1479	Ø19.5	1	0.157 Kg/m
40-1563	Ø19.5	1.25	0.194 Kg/m
40-4988	Ø19.6	1.55	0.239 Kg/m
50-2496	Ø19.75	3.8	0.515 Kg/m
40-6660	Ø19.8	3	0.429 Kg/m

Profil No	A (mm)	S (mm)	Ağırlık Kg/m
40-4329	Ø19.8	3.85	0.522 Kg/m
40-4328	Ø19.8	7.4	0.781 Kg/m
10-1139	Ø 20	1	0.161 Kg/m
50-7567	Ø 20	1.15	0.184 Kg/m
30-1825	Ø 20	1.25	0.201 Kg/m
10-2566	Ø 20	1.5	0.235 Kg/m
20-1104	Ø 20	2	0.310 Kg/m
50-8730	Ø 20	7.25	0.784 Kg/m
40-5332	Ø 20.15	1.5	0.238 Kg/m
10-2178	Ø 21	1	0.170 Kg/m
20-1108	Ø 21	1.5	0.260 Kg/m
20-1109	Ø 21	2	0.330 Kg/m
10-3633	Ø 21.2	4.1	0.595 Kg/m
30-1570	Ø 21.3	0.9	0.158 Kg/m
10-1288	Ø 21.8	7.4	0.904 Kg/m
30-1652	Ø 22	0.8	0.147 Kg/m
10-1461	Ø 22	1	0.178 Kg/m
30-1655	Ø 22	1.3	0.235 Kg/m
20-1111	Ø 22	1.5	0.270 Kg/m
20-1227	Ø 22	2	0.345 Kg/m
40-6195	Ø 22	3	0.485 Kg/m
40-3892	Ø 22	4	0.612 Kg/m
20-1112	Ø 22	5	0.730 Kg/m
40-6112	Ø 22	7	0.893 Kg/m
40-9757	Ø 22.22	1.22	0.218 Kg/m
10-1462	Ø 22.5	1.2	0.216 Kg/m
30-1572	Ø 22.5	1.3	0.228 Kg/m
30-1653	Ø 22.5	1.5	0.445 Kg/m
40-3226	Ø 22.8	1	0.183 Kg/m
10-1415	Ø 22.9	0.9	0.168 Kg/m
50-7632	Ø 22.9	2.3	0.402 Kg/m
30-3331	Ø 23	1	0.187 Kg/m
20-1256	Ø 23	1.5	0.275 Kg/m




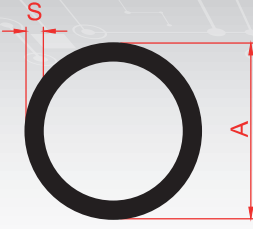
Profil No	A (mm)	S (mm)	Ağırlık Kg/m
40-7526	Ø 23	3	0.510 Kg/m
40-6423	Ø 23	3.5	0.581 Kg/m
20-1264	Ø 23	4	0.650 Kg/m
20-1263	Ø 23	5.5	0.820 Kg/m
20-1262	Ø 23	6.5	0.915 Kg/m
50-5490	Ø 23	7.5	0.986 Kg/m
30-2168	Ø 23.5	1	0.193 Kg/m
50-10679	Ø 23.7	5.5	0.849 Kg/m
40-4310	Ø 23.8	4.9	0.788 Kg/m
50-2464	Ø 23.9	4.95	0.796 Kg/m
30-2713	Ø 24	0.95	0.187 Kg/m
10-1463	Ø 24	1.2	0.232 Kg/m
20-1258	Ø 24	2	0.380 Kg/m
40-7437	Ø 24	2.37	0.436 Kg/m
10-4995	Ø 24	3	0.534 Kg/m
40-3932	Ø 24	3.75	0.646 Kg/m
30-1015	Ø 24	5	0.811 Kg/m
40-4424	Ø 24	6.5	0.968 Kg/m
40-5651	Ø 24	6.75	0.991 Kg/m
40-5650	Ø 24	7.75	1.072 Kg/m
10-1464	Ø 24	8.5	1.118 Kg/m
40-9779	Ø 24.1	1	0.196 Kg/m
30-2615	Ø 24.4	1.25	0.247 Kg/m
40-5134	Ø 24.5	1	0.200 Kg/m
10-1387	Ø 24.8	8.9	1.200 Kg/m
10-1465	Ø 25	1	0.204 Kg/m
10-2179	Ø 25	1.2	0.242 Kg/m
50-6354	Ø 25	1.3	0.261 Kg/m
30-3782	Ø 25	1.4	0.282 Kg/m
20-1118	Ø 25	1.5	0.310 Kg/m
30-1349	Ø 25	1.75	0.347 Kg/m
40-4412	Ø 25	1.9	0.373 Kg/m
10-1466	Ø 25	2	0.390 Kg/m

Profil No	A (mm)	S (mm)	Ağırlık Kg/m
20-1257	Ø 25	2.5	0.480 Kg/m
40-4353	Ø 25	2.85	0.537 Kg/m
40-6885	Ø 25	3	0.561 Kg/m
40-3326	Ø 25	3.25	0.601 Kg/m
40-4553	Ø 25	3.5	0.640 Kg/m
40-4549	Ø 25	4	0.715 Kg/m
40-3329	Ø 25	4.5	0.785 Kg/m
20-1120	Ø 25	5	0.860 Kg/m
40-3055	Ø 25	6	0.970 Kg/m
10-4666	Ø 25	7.5	1.113 Kg/m
40-3057	Ø 25	9	1.225 Kg/m
10-1467	Ø 25	9.1	1.225 Kg/m
40-3879	Ø 26	1	0.212 Kg/m
10-4698	Ø 26	1.5	0.312 Kg/m
20-1259	Ø 26	3	0.590 Kg/m
20-1121	Ø 26	9.25	1.325 Kg/m
10-2576	Ø 26.3	1.5	0.316 Kg/m
40-8151	Ø 26.5	1.1	0.237 Kg/m
50-9342	Ø 26.9	1.5	0.323 Kg/m
50-12086	Ø 27	9	1.379 Kg/m
10-1468	Ø 27.5	2.5	0.529 Kg/m
50-2855	Ø 27.5	3	0.624 Kg/m
10-1416	Ø 27.9	0.9	0.206 Kg/m
10-3634	Ø 27.9	5.45	1.038 Kg/m
40-5135	Ø 28	1	0.229 Kg/m
40-3119	Ø 28	1.5	0.338 Kg/m
50-10391	Ø 28	2	0.441 Kg/m
10-2443	Ø 28	7.5	1.304 Kg/m
40-5540	Ø 28	8	1.362 Kg/m
40-6606	Ø 28	9	1.455 Kg/m
30-1890	Ø 29	1.1	0.263 Kg/m
20-1247	Ø 29	2	0.460 Kg/m
50-7633	Ø 29.5	2.08	0.483 Kg/m



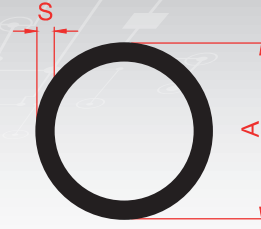
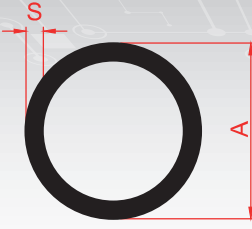
Profil No	A (mm)	S (mm)	Ağırlık Kg/m
30-1571	Ø 29.5	2.3	0.550 Kg/m
40-9683	Ø 29.75	2.37	0.554 Kg/m
40-4355	Ø 29.8	4.8	1.021 Kg/m
50-3056	Ø 29.8	7.85	1.462 Kg/m
40-4254	Ø 29.8	10.65	1.736 Kg/m
30-4147	Ø 30	1	0.247 Kg/m
50-9341	Ø 30	1.3	0.316 Kg/m
30-3287	Ø 30	1.5	0.360 Kg/m
10-1469	Ø 30	2	0.475 Kg/m
10-1470	Ø 30	2.5	0.583 Kg/m
20-11356	Ø 30	3	0.690 Kg/m
40-3890	Ø 30	3.75	0.838 Kg/m
10-4270	Ø 30	4	0.882 Kg/m
40-4039	Ø 30	4.9	1.047 Kg/m
50-4725	Ø 30	6	1.222 Kg/m
10-1226	Ø 30	6.75	1.331 Kg/m
50-5064	Ø 30	7	1.366 Kg/m
40-3530	Ø 30	8	1.498 Kg/m
20-1275	Ø 30	10	1.710 Kg/m
40-4085	Ø 30	10.5	1.743 Kg/m
40-4259	Ø 30	11.5	1.811 Kg/m
50-6710	Ø 30.6	2.63	0.623 Kg/m
40-3327	Ø 31	3.25	0.767 Kg/m
30-1701	Ø 32	0.9	0.239 Kg/m
30-1013	Ø 32	1	0.266 Kg/m
40-10872	Ø 32	1.7	0.439 Kg/m
40-3843	Ø 32	2	0.510 Kg/m
50-2672	Ø 32	2.5	0.624 Kg/m
50-2295	Ø 32	5	1.145 Kg/m
40-3056	Ø 32	11.5	2.007 Kg/m
40-10380	Ø 32.2	1.2	0.317 Kg/m
40-7344	Ø 32.4	1.2	0.318 Kg/m
30-1469	Ø 33	2	0.558 Kg/m

Profil No	A (mm)	S (mm)	Ağırlık Kg/m
40-7525	Ø 33	3	0.766 Kg/m
50-9314	Ø 33	13.25	2.220 Kg/m
50-4853	Ø 33.4	1.6	0.431 Kg/m
40-4377	Ø 33.5	13.25	2.368 Kg/m
30-4148	Ø 33.6	1.75	0.474 Kg/m
20-1126	Ø 34	2.5	0.670 Kg/m
20-1128	Ø 34	3	0.800 Kg/m
40-6225	Ø 34	4	1.021 Kg/m
10-5237	Ø 35	1.5	0.426 Kg/m
30-2436	Ø 35	1.7	0.345 Kg/m
10-1017	Ø 35	2	0.560 Kg/m
20-1131	Ø 35	2.5	0.700 Kg/m
20-1132	Ø 35	3	0.825 Kg/m
40-3328	Ø 35	3.25	0.878 Kg/m
40-5078	Ø 35	3.5	0.938 Kg/m
40-4547	Ø 35	4	1.055 Kg/m
50-6266	Ø 35	5.25	1.325 Kg/m
40-8958	Ø 35	5.5	1.381 Kg/m
40-8688	Ø 35	11.25	2.275 Kg/m
40-4368	Ø 35	13.25	2.453 Kg/m
20-1272	Ø 35	14.25	2.525 Kg/m
30-2643	Ø 35.15	1.07	0.315 Kg/m
50-3039	Ø 35.5	14.5	2.583 Kg/m
20-1136	Ø 36	3	0.850 Kg/m
40-5279	Ø 36.3	8.05	1.936 Kg/m
40-6978	Ø 36.7	1.3	0.391 Kg/m
20-1139	Ø 37	2.5	0.740 Kg/m
20-1140	Ø 37	3	0.875 Kg/m
40-10871	Ø 38	2	0.613 Kg/m
20-1143	Ø 38	2.5	0.765 Kg/m
10-1471	Ø 38	2.95	0.877 Kg/m
20-1144	Ø 38	3	0.900 Kg/m
20-1146	Ø 39	1.5	0.480 Kg/m




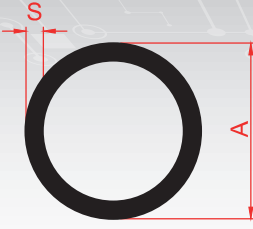
Profil No	A (mm)	S (mm)	Ağırlık Kg/m
20-1147	Ø 39	2.5	0.785 Kg/m
20-1148	Ø 39	3	0.930 Kg/m
50-9799	Ø 39.2	1.2	0.387 Kg/m
40-11130	Ø 39.8	2.25	0.719 Kg/m
30-1280	Ø 40	1	0.334 Kg/m
30-1003	Ø 40	1.2	0.412 Kg/m
30-1635	Ø 40	1.5	0.494 Kg/m
10-1472	Ø 40	2	0.645 Kg/m
10-2067	Ø 40	2.5	0.795 Kg/m
30-1468	Ø 40	2.6	0.830 Kg/m
20-1153	Ø 40	3	0.950 Kg/m
40-4393	Ø 40	4	1.255 Kg/m
20-1276	Ø 40	4.75	1.435 Kg/m
30-1602	Ø 40	5	1.491 Kg/m
40-4320	Ø 40	8	2.179 Kg/m
30-2198	Ø 40	9.5	2.469 Kg/m
20-1271	Ø 40	15	3.200 Kg/m
10-1473	Ø 40.2	15.1	3.215 Kg/m
20-1156	Ø 41	2.5	0.820 Kg/m
20-1157	Ø 41	3	0.975 Kg/m
40-4211	Ø 41.2	15.6	3.400 Kg/m
40-8516	Ø 41.4	2	0.671 Kg/m
40-9650	Ø 41.5	15.65	3.444 Kg/m
40-7343	Ø 42	1	0.349 Kg/m
20-1160	Ø 42	2.5	0.845 Kg/m
20-1161	Ø 42	3	1.000 Kg/m
30-3221	Ø 42	4	3.753 Kg/m
40-5976	Ø 42.4	1.5	0.522 Kg/m
40-6455	Ø 42.4	1.7	0.589 Kg/m
40-7946	Ø 42.7	18.75	3.823 Kg/m
20-1164	Ø 43	2.5	0.865 Kg/m
20-1165	Ø 43	3	1.025 Kg/m
10-1474	Ø 43.5	3	1.030 Kg/m

Profil No	A (mm)	S (mm)	Ağırlık Kg/m
40-4468	Ø 44	2	0.715 Kg/m
20-1168	Ø 44	2.5	0.885 Kg/m
20-1169	Ø 44	3	1.050 Kg/m
40-7524	Ø 44.1	3	1.049 Kg/m
40-6387	Ø 44.5	12.15	3.346 Kg/m
30-1621	Ø 45	1	0.374 Kg/m
20-1171	Ø 45	1.5	0.565 Kg/m
30-1670	Ø 45	2	0.731 Kg/m
40-8675	Ø 45	2.25	0.818 Kg/m
20-1172	Ø 45	2.5	0.910 Kg/m
50-2782	Ø 45	2.9	1.037 Kg/m
20-1173	Ø 45	3	1.080 Kg/m
50-7497	Ø 45	5	1.696 Kg/m
20-1294	Ø 45	7.5	2.400 Kg/m
50-6835	Ø 45	17.5	4.082 Kg/m
50-5065	Ø 45.4	2.5	0.910 Kg/m
20-1176	Ø 46	2.5	0.930 Kg/m
20-1177	Ø 46	3	1.110 Kg/m
20-1180	Ø 47	2.5	0.950 Kg/m
20-1181	Ø 47	3	1.125 Kg/m
20-1183	Ø 48	1.5	0.600 Kg/m
20-1250	Ø 48	2	0.785 Kg/m
20-1184	Ø 48	2.5	0.970 Kg/m
20-1185	Ø 48	3	1.155 Kg/m
10-4607	Ø 48.3	2.5	0.971 Kg/m
10-4592	Ø 48.3	3.6	1.365 Kg/m
10-3111	Ø 48.3	4	1.503 Kg/m
20-1248	Ø 49	2	0.800 Kg/m
20-1188	Ø 49	2.5	0.990 Kg/m
20-1189	Ø 49	3	1.175 Kg/m
30-1017	Ø 50	1	0.419 Kg/m
30-4069	Ø 50	1.2	0.498 Kg/m
40-10765	Ø 50	1.3	0.539 Kg/m



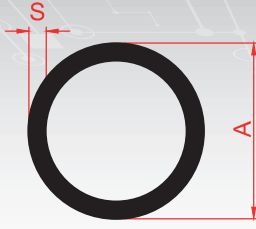
Profil No	A (mm)	S (mm)	Ağırlık Kg/m
30-3533	Ø 50	1.4	0.580 Kg/m
10-1181	Ø 50	1.5	0.617 Kg/m
10-2232	Ø 50	1.6	0.657 Kg/m
30-3534	Ø 50	1.7	0.700 Kg/m
10-1336	Ø 50	1.8	0.736 Kg/m
10-1476	Ø 50	2	0.814 Kg/m
40-9527	Ø 50	2.3	0.934 Kg/m
10-1477	Ø 50	2.5	1.007 Kg/m
20-1193	Ø 50	3	1.210 Kg/m
40-6366	Ø 50	3.6	1.422 Kg/m
40-4462	Ø 50	4.85	1.864 Kg/m
30-1002	Ø 50	5	1.910 Kg/m
40-5106	Ø 50	5.75	2.166 Kg/m
20-1269	Ø 50	10	3.415 Kg/m
50-2450	Ø 50	10.5	3.520 Kg/m
50-8731	Ø 50	20.75	5.148 Kg/m
10-2852	Ø 50.1	1.55	0.638 Kg/m
30-1891	Ø 51	1.4	0.594 Kg/m
20-1195	Ø 51	1.5	0.640 Kg/m
20-1196	Ø 51	2.5	1.040 Kg/m
10-1478	Ø 51	3	1.221 Kg/m
20-1251	Ø 52	2	0.851 Kg/m
20-1200	Ø 52	2.5	1.055 Kg/m
20-1201	Ø 52	3	1.255 Kg/m
20-1204	Ø 53	2.5	1.075 Kg/m
20-1205	Ø 53	3	1.280 Kg/m
30-2194	Ø 53	6	2.402 Kg/m
20-613	Ø 54	1.5	0.680 Kg/m
10-1479	Ø 54	1.8	0.797 Kg/m
30-3757	Ø 54	2	0.886 Kg/m
20-1208	Ø 54	2.5	1.100 Kg/m
20-1209	Ø 54	3	1.305 Kg/m
40-6388	Ø 54.2	1.95	0.867 Kg/m

Profil No	A (mm)	S (mm)	Ağırlık Kg/m
40-5107	Ø 54.8	16.45	5.370 Kg/m
50-5066	Ø 55	2.3	1.028 Kg/m
20-1274	Ø 55	2.35	1.060 Kg/m
30-2134	Ø 55	2.5	1.120 Kg/m
30-1799	Ø 55	7	2.860 Kg/m
40-7968	Ø 55.1	1.3	0.595 Kg/m
40-5504	Ø 56	1.5	0.695 Kg/m
10-2442	Ø 56	2	0.916 Kg/m
20-1252	Ø 57	1.5	0.715 Kg/m
40-5532	Ø 59	1.5	0.734 Kg/m
40-4217	Ø 59.8	3.8	1.811 Kg/m
40-6373	Ø 59.9	1.15	0.575 Kg/m
10-1480	Ø 60	0.75	0.377 Kg/m
10-1481	Ø 60	1	0.501 Kg/m
40-3935	Ø 60	1.1	0.551 Kg/m
20-1243	Ø 60	1.2	0.610 Kg/m
10-1482	Ø 60	1.3	0.647 Kg/m
10-1483	Ø 60	1.5	0.744 Kg/m
20-1240	Ø 60	2	0.990 Kg/m
40-5174	Ø 60	2.5	1.223 Kg/m
20-1241	Ø 60	3	1.460 Kg/m
10-3570*	Ø 60	4	1.750 Kg/m
50-8481	Ø 60	5	2.333 Kg/m
40-9089	Ø 60	10	4.256 Kg/m
20-1270	Ø 60	19.75	6.775 Kg/m
30-3248	Ø 61.2	2.5	1.245 Kg/m
50-5194	Ø 63.5	1.3	0.686 Kg/m
20-1273	Ø 63.5	2	1.055 Kg/m
20-1253	Ø 64	2	1.060 Kg/m
30-1481	Ø 64	5	2.389 Kg/m
20-1223	Ø 64	10	4.610 Kg/m
40-9477	Ø 64.7	2.2	1.170 Kg/m
40-4399	Ø 65	1.2	0.651 Kg/m



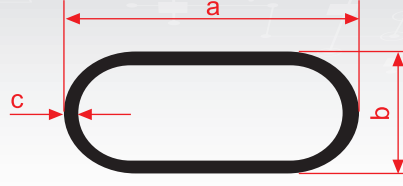
Profil No	A (mm)	S (mm)	Ağırlık Kg/m
30-2081	Ø 65	2	1.074 Kg/m
20-1291	Ø 65	2.5	1.335 Kg/m
50-8482	Ø 65	10	4.665 Kg/m
10-2041	Ø 66	1.5	0.821 Kg/m
20-886	Ø 70	1.5	0.880 Kg/m
30-1004	Ø 70	3	1.713 Kg/m
50-4500	Ø 70	14.7	6.895 Kg/m
20-12000	Ø 72	3	1.765 Kg/m
20-1277	Ø 72	16	7.640 Kg/m
50-7517	Ø 73	3.5	2.063 Kg/m
10-4716	Ø 74	21.75	9.640 Kg/m
10-2042	Ø 75	2	1.238 Kg/m
10-3396	Ø 75	2.5	1.537 Kg/m
30-2553	Ø 75	4	2.417 Kg/m
50-6988	Ø 75	5	2.969 Kg/m
30-3494	Ø 75	30.5	11.555 Kg/m
10-1484	Ø 76	1.3	0.824 Kg/m
10-3684	Ø 76	1.5	0.948 Kg/m
40-10024	Ø 76	3	1.864 Kg/m
20-1231	Ø 76	15.6	8.030 Kg/m
50-8764	Ø 77	2	1.272 Kg/m
40-7760	Ø 77	20	9.705 Kg/m
40-5533	Ø 79	1.5	0.989 Kg/m
50-4499	Ø 79.2	14.2	7.830 Kg/m
40-9537	Ø 79.6	1.8	1.192 Kg/m
30-1431	Ø 80	1	0.673 Kg/m
40-11081	Ø 80	1.3	0.817 Kg/m
20-1222	Ø 80	1.5	1.010 Kg/m
20-1224	Ø 80	2	1.335 Kg/m
30-1639	Ø 80	2.5	1.651 Kg/m
30-1625	Ø 80	3	1.968 Kg/m
40-6199	Ø 80	14.7	8.172 Kg/m
40-10892	Ø 80.2	1.1	0.741 Kg/m

Profil No	A (mm)	S (mm)	Ağırlık Kg/m
10-4715	Ø 81	21	10.688 Kg/m
10-3397	Ø 81.5	3	1.998 Kg/m
30-1011	Ø 81.5	4	2.651 Kg/m
20-1278	Ø 82	16	8.995 Kg/m
40-11239	Ø 85	1.3	0.926 Kg/m
10-2051	Ø 86	2	1.425 Kg/m
10-3831	Ø 86	8	5.293 Kg/m
20-1234	Ø 89	2.2	1.630 Kg/m
40-11080	Ø 90	1.3	0.982 Kg/m
40-7312	Ø 90	2	1.498 Kg/m
30-2424	Ø 90	7	4.949 Kg/m
20-1279	Ø 90	13.5	8.800 Kg/m
20-1228	Ø 93	19.2	12.070 Kg/m
40-11079	Ø 95	1.3	1.037 Kg/m
20-1267	Ø 99.5	2.75	2.275 Kg/m
30-1432	Ø 100	1	0.843 Kg/m
30-1342	Ø 100	1.1	0.973 Kg/m
40-3934	Ø 100	1.2	1.005 Kg/m
40-3850	Ø 100	1.5	1.257 Kg/m
20-1217	Ø 100	2	1.670 Kg/m
40-11124	Ø 100	2.5	2.075 Kg/m
40-3719	Ø 100	3	2.477 Kg/m
20-1216	Ø 100	4	3.280 Kg/m
50-10397	Ø 100	5	4.029 Kg/m
30-1812	Ø 100	7	5.542 Kg/m
50-10684	Ø 100	8	6.243 Kg/m
40-9088	Ø 100	10	7.662 Kg/m
40-3455	Ø 101	1.8	1.504 Kg/m
30-1537	Ø 101.3	1.5	1.276 Kg/m
20-1225	Ø 102	2	1.710 Kg/m
40-11240	Ø 105	1.3	1.148 Kg/m
20-1220	Ø 106	2	1.775 Kg/m
20-1221	Ø 110	1.5	1.395 Kg/m



Profil No	A (mm)	S (mm)	Ağırlık Kg/m
40-11082	Ø 110	1.6	1.477 Kg/m
30-3202	Ø 110	6	5.315 Kg/m
20-1239	Ø 110	11.25	9.830 Kg/m
40-9096	Ø 111	26.75	19.187 Kg/m
40-11238	Ø 115	1.6	1.545 Kg/m
20-1236	Ø 115	3	2.865 Kg/m
40-3839	Ø 120	1.6	1.612 Kg/m
40-4409	Ø 120	5	4.895 Kg/m
20-1268	Ø 120	6	5.830 Kg/m
20-1226	Ø 125	2.5	2.620 Kg/m
40-11236	Ø 128	1.6	1.722 Kg/m
20-1237	Ø 130	3	3.250 Kg/m
40-11078	Ø 140	1.6	1.885 Kg/m
40-11237	Ø 150	1.8	2.271 Kg/m
20-1230	Ø 150	3	3.760 Kg/m
20-10551	Ø 150	4	4.975 Kg/m
50-10605	Ø 151	8.75	10.560 Kg/m
40-3896	Ø 152	52	44.271 Kg/m
10-4407*	Ø 152.7	2.85	3.938 Kg/m
40-4052	Ø 160	1.8	2.424 Kg/m
50-9762	Ø 160	4	5.293 Kg/m
10-4466	Ø 160.5	4.25	5.632 Kg/m
10-4465	Ø 163	6	7.990 Kg/m
20-10552	Ø 165	3	4.140 Kg/m
20-10553	Ø 180	4	5.995 Kg/m
20-10459	Ø 200	8	13.080 Kg/m
20-1282	Ø 200	10	16.185 Kg/m
10-3886	Ø 203.2	4.8	8.078 Kg/m
20-10451	Ø 254	2.5	5.360 Kg/m





### YASSI BORU PROFİLİ

Profil No	a mm	b mm	c mm	Ağırlık Kg/m
30-2308	14.9	6.9	0.95	0.090 Kg/m
40-3232	39.4	9.8	1.1	0.253 Kg/m
40-4053	25	10	1	0.157 Kg/m
30-1826	26	10	1.65	0.204 Kg/m
40-6605	50	10	1.25	0.364 Kg/m
30-2536	50	10	1.5	0.437 Kg/m
30-1250	30.5	10.5	1.3	0.236 Kg/m
40-3656	33	14	1.2	0.254 Kg/m
30-1054	26	15	1.5	0.926 Kg/m
30-2142	30	15	1.1	0.223 Kg/m
40-9734	54	18	2	0.378 Kg/m
40-4650	39.8	20	1.9	0.496 Kg/m
30-1055	80	25	1.5	0.750 Kg/m